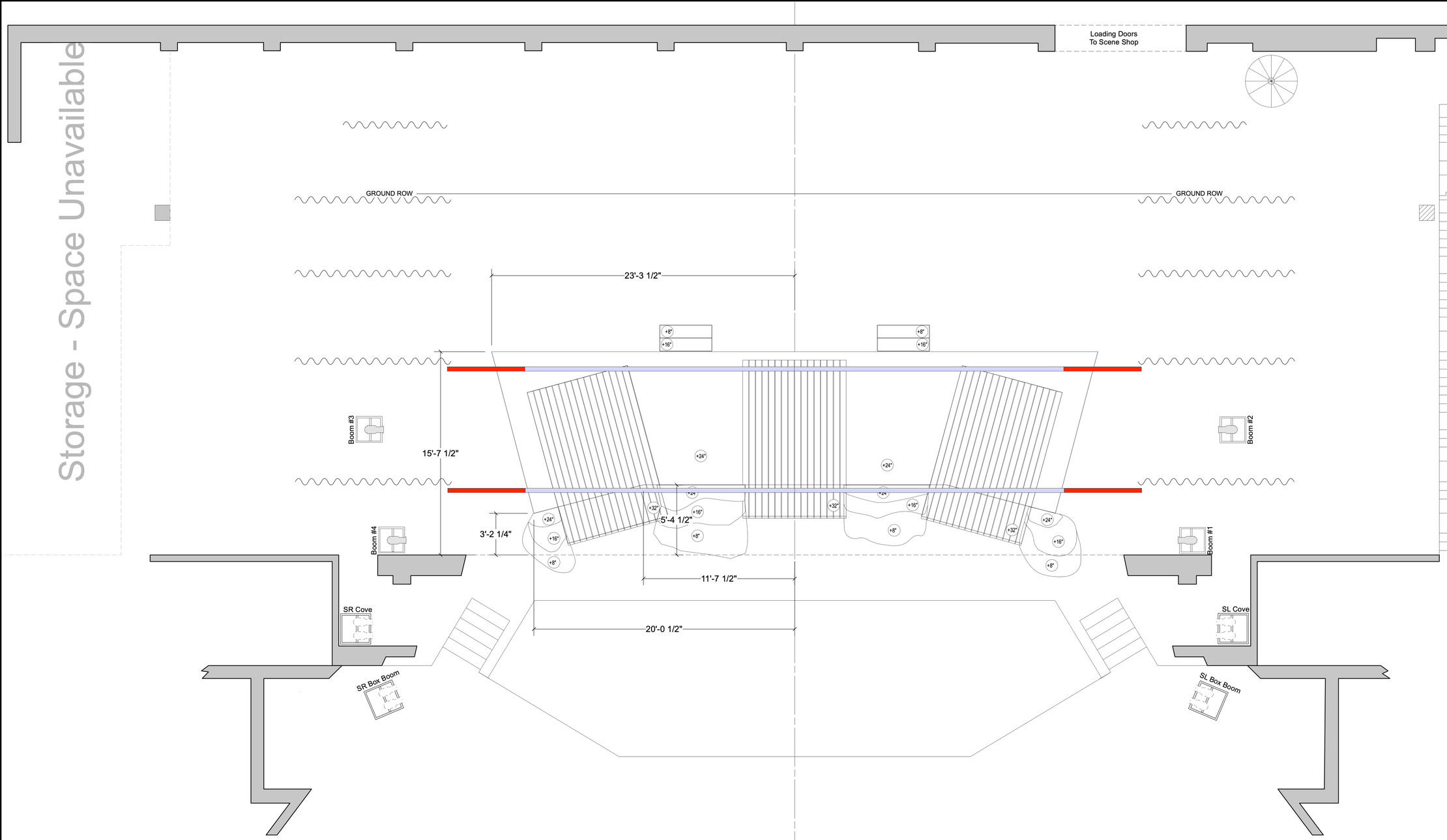

40 - CYCLORAMA
39 - UPSTAGE TRAVEL
38 - BORDER
37 -
36 -
35 -
34 - # 4 ELECTRIC
33 - Legs NEED PIPE EXT.
32 - Black Scrim
31 - Border
30 -
29 - # 5 SOUND SHELL
28 -
27 -
26 - MIDSTAGE TRAVELER NEED PIPE EXT.
25 - Border
24 -
23 -
22 - # 4 SOUND SHELL
21 -
20 - # 3 ELECTRIC
19 -
18 - Legs NEED PIPE EXT.
17 - Upstage False Proscenium
16 - BORDER (ON SHELL LS)
15 -
14 - DOWNSTAGE TRAVELER pull down panels
13 -
12 -
11 - # 2 SOUND SHELL
10 -
9 -
8 - #2 ELECTRIC
7 - Legs NEED PIPE EXT.
6 - Downstage False Proscenium
5 - BORDER (ON SHELL LS)
4 - #1 ELECTRIC
3 -
2 -
1 - MAIN CURTAIN

notes

* linesets in red are used for this Production - **please hang curtains during loadin**
* border & electric trims tbd by design

THEATRE NORTHWEST

Northwest Missouri State Univers	
Mary Linn Auditorium	
The Diviners	
Ground Plan	DRAWING NO. 1 OF 8
DIRECTOR: Dr. Joe Kreizinger	
DESIGNER: Patrick Immel	
TECH DIRECTOR: Kristen Edwards	
DRAFTER: p. immel	CKD:
APPROVED ---------- DATE ----------	SCALE: 1/4" = 1'0" / DRAWING DATE: 04/10/2005

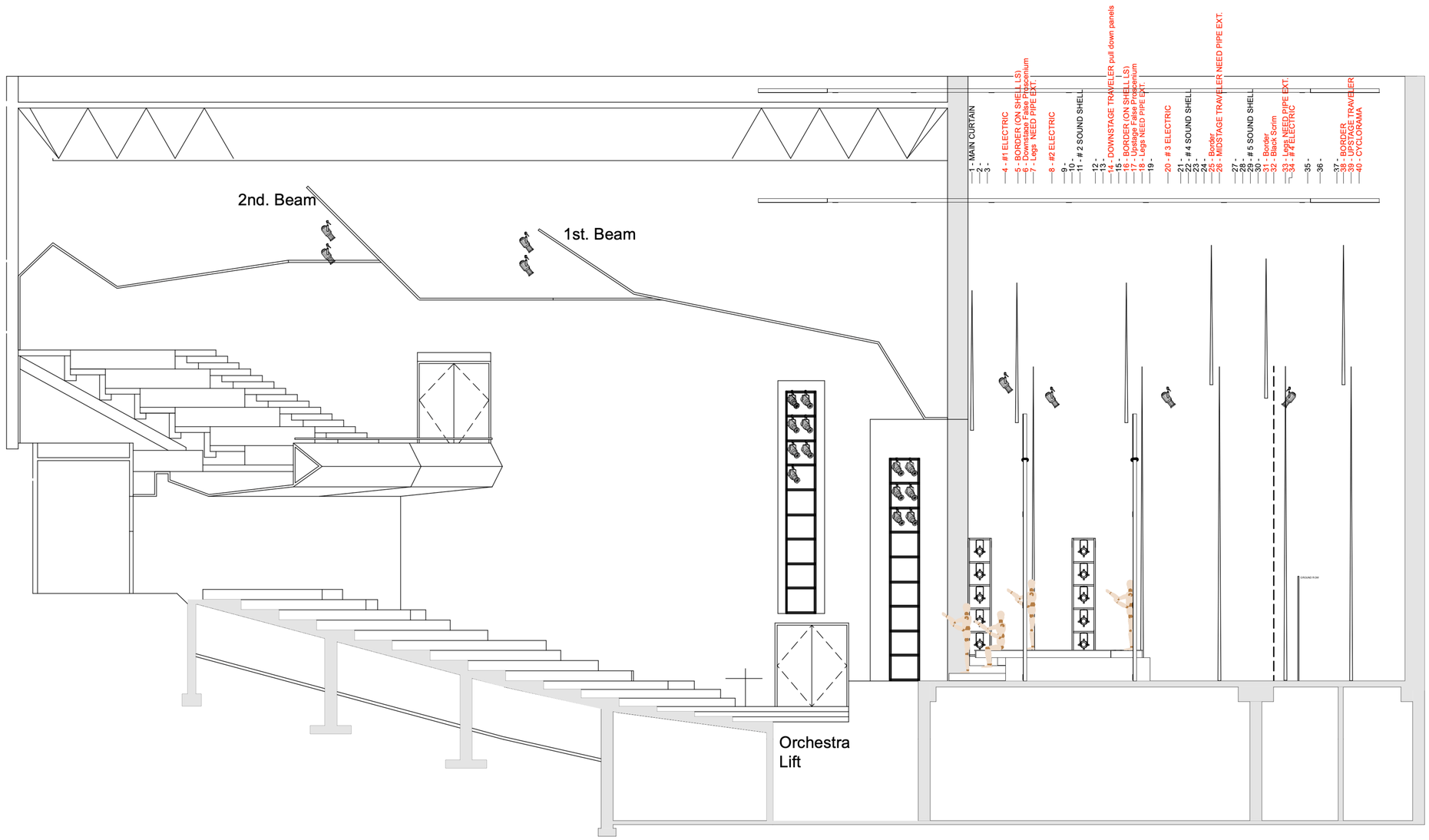

THEATRE NORTHWEST

Northwest Missouri State University			
Mary Linn Auditorium			
The Diviners			
Section Plan			DRAWING NO. 2
DIRECTOR: Dr. Joe Kreizinger			
DESIGNER: Patrick Immel			
TECH DIRECTOR: Kristen Edwards			OF: 8
DRAFTER: p. immel			CKD:
APPROVED	DATE	SCALE: 1/8" = 1'0"	DRAWING DATE: 04/20/2005

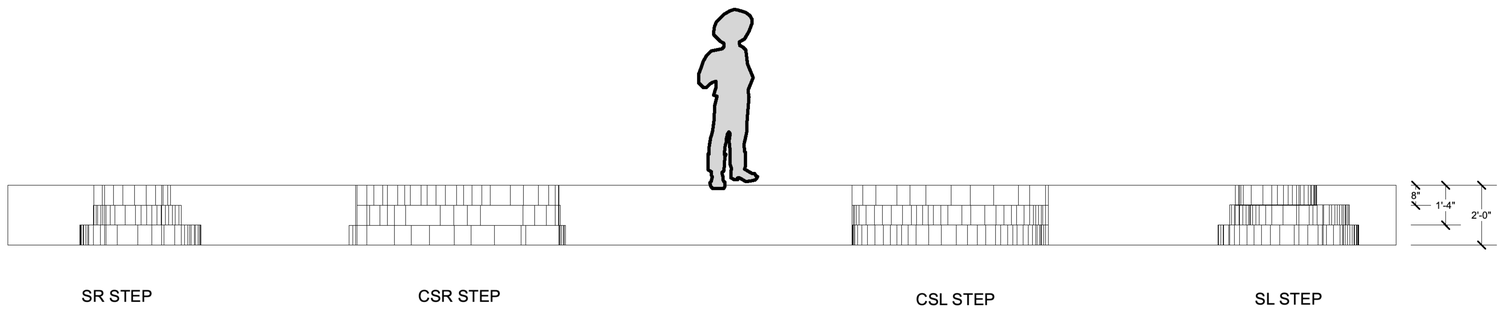

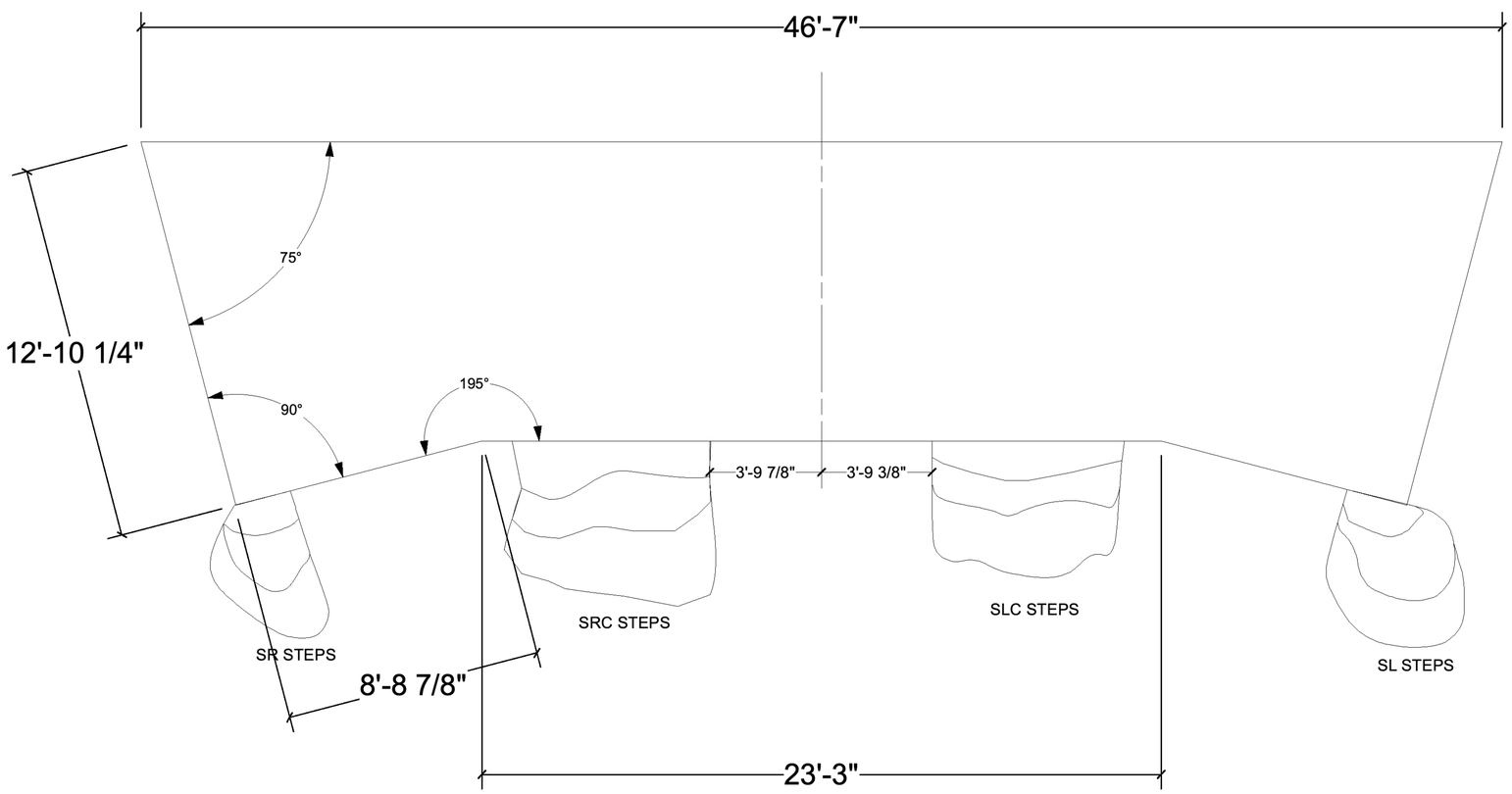

NOTES

- Majority of main deck could be constructed from triscuits and stud walls

- Details of steps will be on Plate # 4

- Face front and sides of main deck with 1/4" luan. Where there are seams in the luan, make sure a 1x4 or 2x4 brace extends behind from top to bottom.

THEATRE NORTHWEST

Northwest Missouri State University

Mary Linn Auditorium

The Diviners

General Deck Plan

DIRECTOR: Dr. Joe Kreizinger
DESIGNER: Patrick Immel
TECH DIRECTOR: Kristen Edwards
DRAFTER: p. immel

DRAWING NO: 3 OF 8

CKD:

APPROVED: DATE: SCALE: 1/4" = 1'0" DRAWING DATE: 04/10/2005

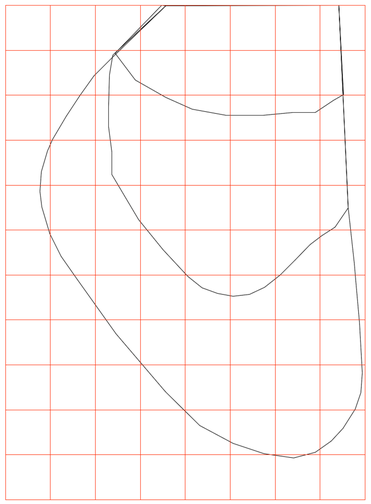

SR STEP

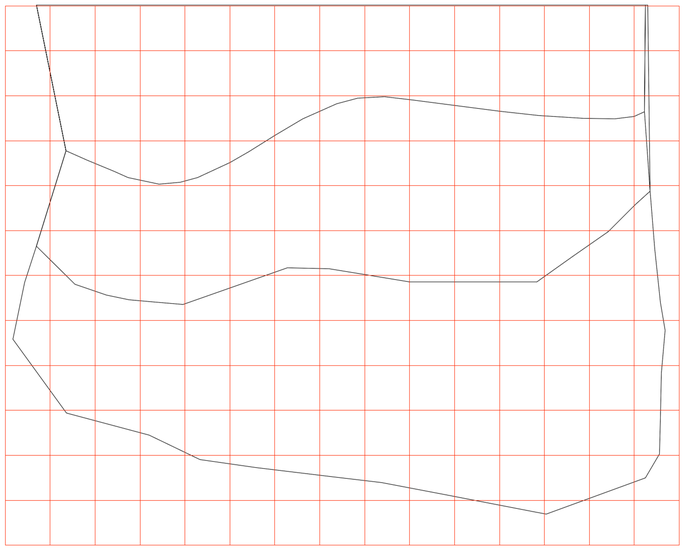

CSR STEP

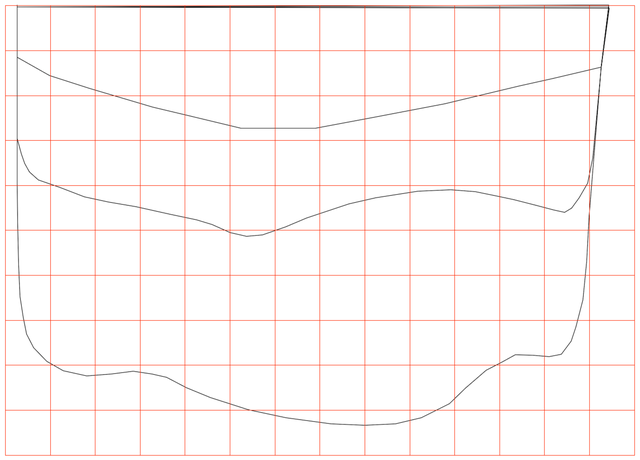

CSL STEP



SL STEP

NOTES

- Each RED square is 6" x 6"

- Each step is 8" high

- Face front and sides of steps with 1/8" luan. Place plenty of vertical supports so luan facing is solidly supported

- Where there are seams in the luan, make sure a 1x4 or 2x4 brace extends behind from top to bottom.

THEATRE NORTHWEST

Northwest Missouri State Univer	
Mary Linn Auditorium	
The Diviners	
Deck Details	DRAWING NO. 4
DIRECTOR: Dr. Joe Kreizinger	
DESIGNER: Patrick Immel	
TECH DIRECTOR: Kristen Edwards	PAGE 8
DRAFTER: p. Immel	CKD:
APPROVED DATE	SCALE 3/4" = 1'0" / DRAWING DATE 04/10/2006

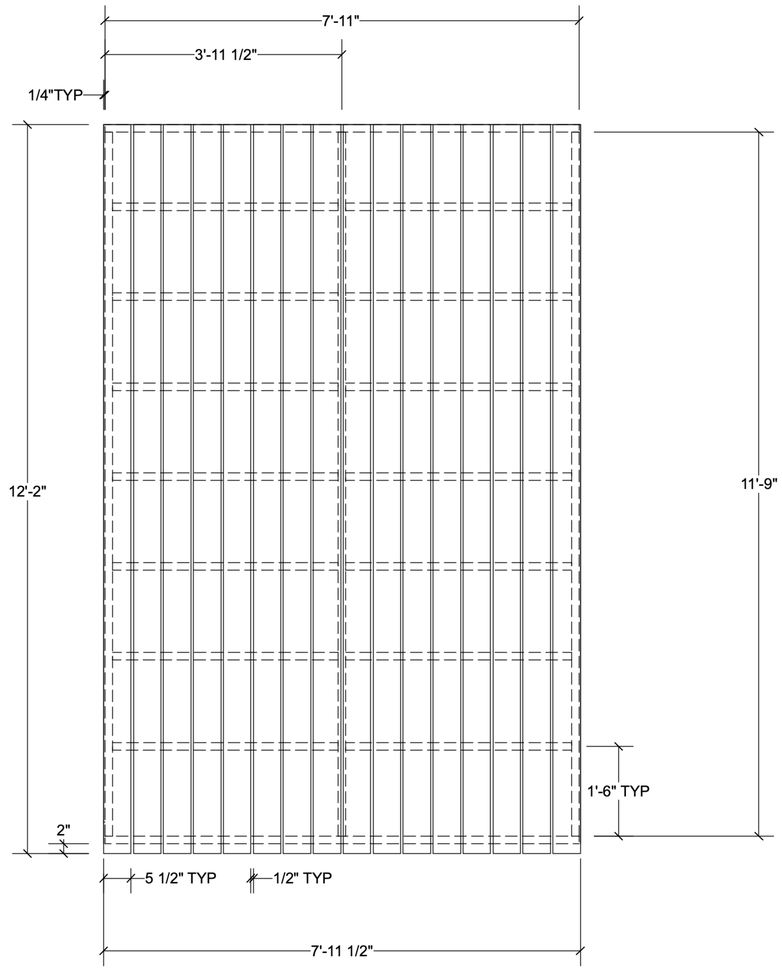

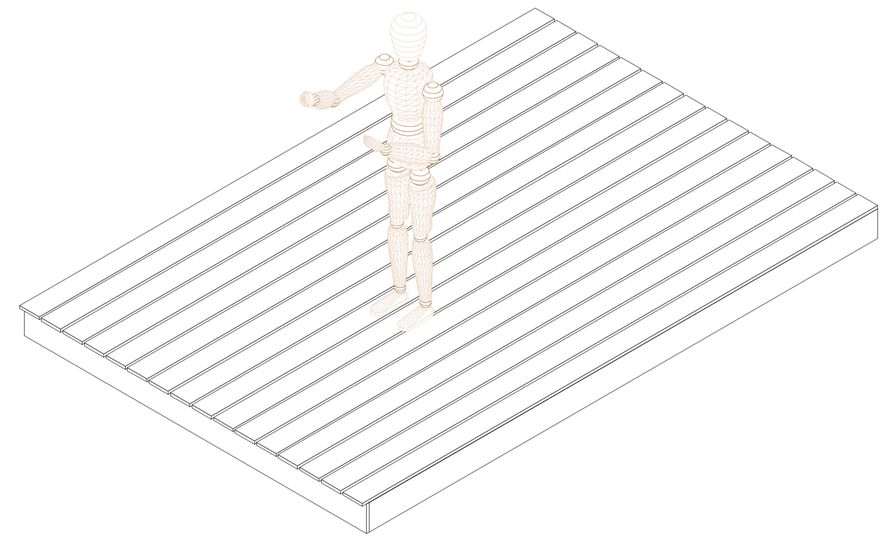

NOTES

- Each platform is to be built using standard platform construction methods.

- But in this case because of the overhang, I suggest using 2x6 for the outer framing and 2x4 for the inner framing

- Face sides and front down to 8" using luan

- Platform decked with 1x material (5 1/2" wide) please sand and smooth all upper edges of 1x

- Leg so finished deck height is +32"

- Leg platform to account for the overhang

- BUILD THREE (3)

THEATRE NORTHWEST

Northwest Missouri State Univer

Mary Linn Auditorium

The Diviners

Dock Details

DIRECTOR: Dr. Joe Kreizinger
DESIGNER: Patrick Immel
TECH DIRECTOR: Kristen Edwards
DRAFTER: p. immel

DRAWING NO. 5 OF 8

CKD:

APPROVED: DATE: SCALE: 1/4" = 1'0"

DRAWING DATE: 04/12/2005

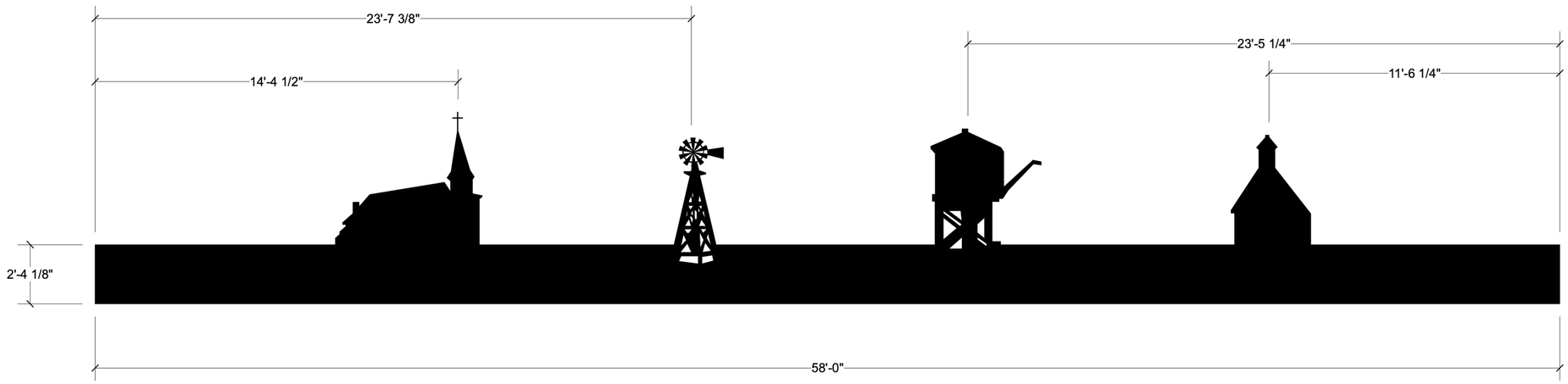

NOTES

- Use flatage for base of ground row
- Build simply frame and cover (neatly) with black notebook fabric
- Add details using 1/4" or 1/8" luan

THEATRE NORTHWEST

Northwest Missouri State University

Mary Linn Auditorium

The Diviners

Ground Row

DIRECTOR: Dr. Joe Kreizinger

DESIGNER: Patrick Immel

TECH DIRECTOR: Kristen Edwards

DRAFTER: p. immel

DRAWING NO. 8 OF 8

CKD:

APPROVED ..... DATE ..... SCALE 1/4" = 1'0"

DRAWING DATE 04/12/2005